

# ***Paitec MX17000 Heavy Duty Desktop Pressure Sealer and Folder***

Product Spec Sheet



*Provided by*

**MyBinding.com**  
*When Image Matters.*

Call Us at 1-800-944-4573

MyBinding.com  
5500 NE Moore Court  
Hillsboro, OR 97124  
Toll Free: 1-800-944-4573  
Local: 503-640-5920



# MX17000

the most advanced heavy duty  
desktop pressure sealer



Shown with Optional Cabinet  
and Long Conveyor

no envelope needed  
seals single-sheet self mailers  
a **greener** way to mail®

**Large Capacity Elevator Infeed Table Holds  
1,400 Pressure Seal Forms**

**Four Roller Sealing Unit**




**Reverse Friction Infeed Roller Technology**

**Adjustable Speed – 11,000 - 17,000 Forms  
Per Hour**

**Heavy Duty Cycle**

**Perfect for Processing:**

**Paychecks**  
**Invoices and Statements**  
**Tax Forms**  
**Utility Bills**  
**Expiration & Renewal Notices**  
**Promotional Coupons**  
**Event Invitations**  
**Sale Notifications**  
**Medical Results**  
**Grade Reports**  
**ID cards**



**WWW.PAITEC.COM • 877-295-SEAL (7325)**






# MX17000



## ADJUSTABLE SPEED

Adjustable speed allows operator to work at a comfortable speed and quiet environment.



## HEAVY DUTY CYCLE

Quality-engineered parts allow the MX17000 to process up to 500,000 sheets per month.

## REVERSE (RFR) FRICTION ROLLER

Unique RFR system, automatically detects, singulates, and corrects doubles without any operator intervention for increased productivity.




## LARGE INFEED CAPACITY

The easy-to-load, auto-lift infeed hopper holds up to 1,400 sheets for time saving throughout processing.



## FOUR ROLLER SEALING UNIT

A second pair of sealing rollers enables enhanced sealing quality at higher speed.



## specifications

FORM SIZE	Depth – Up To 14” / Width – Up To 9”
INPUT TRAY	Up to 1,400 Pressure Seal Forms
SPEED	Up to 17,000 Per Hour
FOLD SETTING	Quick Set Manual
PAPER WEIGHT	20 - 30 Lb.
INFEED TYPE	Friction Reverse Roller With Cooling Fan
MANUAL FEEDER	Process Single or Damaged Forms
FOLD TYPE	Z, EZ, C, EC, V, & Double Parallel
BATCH COUNTER	Auto Start for Job Separation
DOUBLE DETECTION	Automatically Detects Double Feeds
JAM FREE	Reverses the Rollers and Clears Any Jam
OUTPUT OPTIONS	24” Short Conveyor, 50” Long Conveyor, Reverse Sequence Vertical Stacker
PRINTER INTERFACE	Dual-Purpose (In-line & Stand-Alone)
DUTY CYCLE	500,000 Sheets Per Month
WEIGHT	300 Lbs.
SIZE	27 x 20 x 43 In. (W x D x H)/With Cabinet

Note: All care has been taken in the preparation of the specifications and description. As they are subject to change, they should not be part of any contract.

**WWW.PAITEC.COM • 877-295-SEAL (7325)**