

Martin Yale 1624 Handheld Electric Letter Opener

Instruction Manual



Provided by

MyBinding.com
When Image Matters.

Call Us at 1-800-944-4573

- Do not use solvents such as alcohol, benzene or thinner to remove dirt, as they may mar the finish of the case. It is advised to use wet damp cloth only.



ALCOHOL,
BENZENE,
THINNER

■ FEATURES

- Cutting Width : 2.5mm
Power source : 4 pcs 1.5 volts AA size or UM3 dry batteries. Alkaline battery is recommended.
- Power Consumption: About 3,000 opening cycles when alkaline battery is used. (Performance varies according to usage of envelope and different kinds of battery.)

Premier®

BATTERY OPERATED LETTER OPENER

MODEL 1624

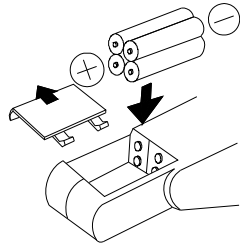


INSTRUCTION MANUAL

■ HOW TO USE BATTERY INSTALLATION

- Slide the lid of battery compartment in direction shown in fig. 1. Insert four 1.5V AA size or UM3 batteries in correct polarities as illustrated inside the compartment.

Fig. 1



TO OPEN AN ENVELOPE

- Move the contents of envelope to the side of not-opening. Insert the desired opening end of envelope alongside the guide and slide as per picture shown in fig. 2. Machine will work automatically and the envelope will be cut and opened. Never insert from halfway of envelope to the guide, otherwise machine will not operate.

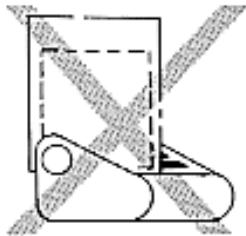
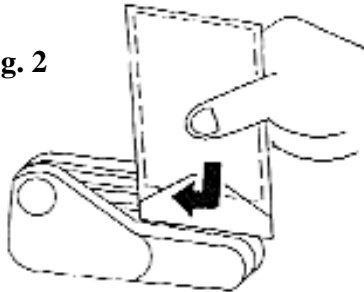
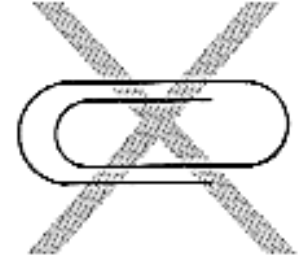
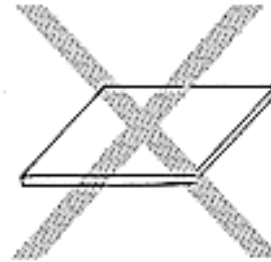


Fig. 2

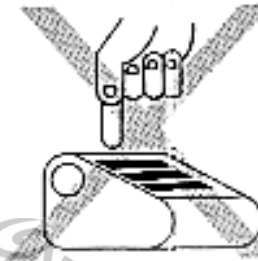


■ CAUTIONS

- Do not cut thick paper, cardboard, cloth, metals, etc. which will cause a machine trouble or even injure the cutters.



- Do not put your finger into the cutter part. It is dangerous to open the case and touch the mechanism.



- When the set is not used for a long period or the batteries already used-up, remove batteries to avoid damage from battery leakage.