

***Dahle Model 448
Premium Rolling
Trimmer - 51 1/8 Inch***

Product Spec Sheet



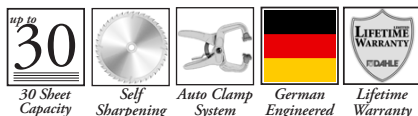
Provided by

MyBinding.com
When Image Matters.

Call Us at 1-800-944-4573

Rotary Trimmers

Premium Series



Rotary Trimmers are the new generation of paper cutters. Designed for safety and accuracy, the cutting blades are encased in a plastic housing that virtually eliminates the chance of injury. The rotary action of these trimmers allows the blade to cut in either direction and sharpen itself as it cuts. It's this self-sharpening action that produces a clean burr-free cut and guarantees many years of smooth precise cutting.


Dahle's Premium Rotary Trimmers are designed for heavy duty applications where precision is essential. Whether you are cutting mat board or a single sheet of paper, you can

expect to receive the same burr-free cut each and every time. This cutting capacity is made possible by a thick walled square aluminum guide rod which provides maximum strength with minimal side movement of the cutting head. Optional floor stands are available for the three largest sizes or the trimmers can be placed on a table or mounted to a wall.


Dahle Premium Rotary Trimmers are available in 14 1/8", 20", 26 3/8", 36 1/8", 51 1/8", and 72" cutting lengths and are a popular choice among professional photographers, picture framers, and print & copy shops.

Features

- Blade is encased in a protective housing
- Cuts up to 30 sheets of paper at a time (440 - 444)
- Easily trims standard size mat board
- Self sharpening blade cuts in either direction
- Automatic paper clamp holds work securely
- Sturdy metal base with preprinted guides
- Imprinted protractor for angled cuts
- Optional stand maximizes floor space (446 - 472)
- German engineered for precision and accuracy



Adjustable guide can be mounted on either side of the trimmer to easily line up repetitive cuts.



Features a ground self-sharpening rotary blade that cuts in either direction.

Specifications

Item	Cut Length	Capacity	Dimensions	Optional Stand
440	14 1/8"	30 Sheets	22" x 15 1/8"	
442	20"	30 Sheets	28" x 15 1/8"	
444	26 3/8"	25 Sheets	34 1/4" x 15 1/8"	
446	36 1/8"	22 Sheets	44 1/8" x 15 1/8"	# 796
448	51 1/8"	20 Sheets	59" x 15 1/8"	# 798
472	72"	12 Sheets	79 1/2" x 15 1/8"	# 799



Dahle North America, Inc.
49 Vose Farm Road
Peterborough, NH 03458
(800) 995.1379 / www.dahle.com



Authorized Dealer