

Ghent 1" Maprail End Stop - 1 pair

Instruction Manual



Provided by

MyBinding.com
When Image Matters.

Call Us at 1-800-944-4573

Your Ghent Maprail is designed for mounting on most wall surfaces or board frames. Because of the wide variety of mounting surface construction, specific mounting hardware is not supplied.

Select mounting location and determine the required hardware (see hardware recommendations to the right).

Remove the cork insert by sliding it out of the aluminum extrusion.

If mounting to a studded wall: Scribe the center of the stud to the aluminum extrusion. At your mark, position drill bit at the center of the extrusion (use groove as a drill guide).

If mounting to a board frame: Pre-drill the maprail extrusion with 3/16" dia. holes on 16" centers. Position drill bit at the center of the extrusion (use groove as a drill guide).


Note, when attaching maprail to mounting surface, it is recommended that screw heads be countersunk. When maprail extrusion is installed, re-insert the cork by sliding it into the extrusion as shown in the illustration to the right. Trim overhanging cork from edges, and slide on maprail accessories as needed.


If desired, install a #8 x 1/2" truss head screw (not included) to retain maprail accessories. Drill a 3/16" dia. holes 3/8" in from each end through cork and maprail extrusion.

Note: The maximum load limits for 1" tall maprails is 10 lbs. Maximum load limits for 2" tall maprails is 15 lbs.

MOUNTING HARDWARE (NOT INCLUDED)

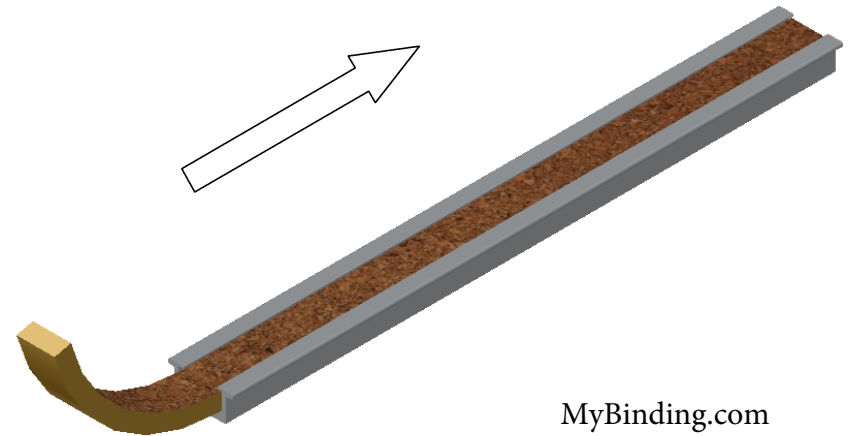

(HOLLOW WALL) ANCHOR
#8 X 2 1/2"


(MASONRY WALL) SCREW & ANCHOR
#8 X 1 1/2"


(STUDED WALL) SCREW & ANCHOR
#8 X 1 1/2"


(FRAME MOUNTED) SCREW
#8 X 3/8"

MAY BE ACQUIRED FROM LOCAL SOURCES



MyBinding.com
5500 NE Moore Court
Hillsboro, OR 97124
Toll Free: 1-800-944-4573
Local: 503-640-5920

MAPRAIL INSTRUCTION SHEET

ghent
a GMI company

ISMRO888

REVISIONS				
ECO	REV.	DESCRIPTION	DATE	APPROVED
887	B	REDESIGNED INSTRUCTION SHEET TEXT/FIGURE	7/20/05	M BAUER

PRINTING INSTRUCTIONS:

PAPER STOCK - 60 LB OFFSET
 CUT SIZE - 8.5" X 11"
 INK COLOR - BLACK
 PRINT SIDES - ONE SIDE
 FONT STYLE - AS SHOWN
 FOLDS - NONE
 DRILLED - NONE
 PACKAGING - SHRINKWRAP IN 500 SHEET BLOCKS

NOTE: APPLY A 1/2" BORDER ABOUT TEXT

MyBinding.com
 5500 NE Moore Court
 Hillsboro, OR 97124
 Toll Free: 1-800-944-4573
 Local: 503-640-5920

PROPRIETARY AND CONFIDENTIAL
 THE INFORMATION CONTAINED IN THIS DRAWING IS THE SOLE PROPERTY OF <INSERT COMPANY NAME HERE>. ANY REPRODUCTION IN PART OR AS A WHOLE WITHOUT THE WRITTEN PERMISSION OF <INSERT COMPANY NAME HERE> IS PROHIBITED.

		UNLESS OTHERWISE SPECIFIED:		NAME	DATE	TITLE: INSTRUCTION SHEET
		DIMENSIONS ARE IN INCHES	DRAWN	M BAUER	07-20-05	
		TOLERANCES: FRACTIONAL ±	CHECKED			
		ANGULAR: MACH ± BEND ±	ENG APPR.			
		TWO PLACE DECIMAL ± THREE PLACE DECIMAL ±	MFG APPR.			
		INTERPRET GEOMETRIC TOLERANCING PER:	Q.A.			SIZE A DWG. NO. ISMR0888-RB REV B SCALE: 1:4 WEIGHT: SHEET 2 OF 2
		MATERIAL	COMMENTS:			
NEXT ASSY	USED ON	FINISH				
APPLICATION		DO NOT SCALE DRAWING				